

Parts:

- | | | | |
|----|-------------------------------------|----|---|
| A) | Headrail — Heavy Duty Wall Aluminum | I) | End Control |
| B) | Pinion Rod (Tilt Rod) — 4 Prong | J) | Nylon Cord |
| C) | Stop C Clip | K) | Chain #10 N.P.S. (Nickel Plated Steel) |
| D) | Push Nut | L) | Idle End |
| E) | Discovery Carrier | M) | Installation Bracket with Ceiling Clamp |
| F) | Carrier System | N) | Installation Screws |
| G) | Wand Control | O) | Cord Drive Runner (Master Runner) |
| H) | Wand | | |

System Features:

- 4-Prong Pinion Strap System
- Self-Aligning Wheeled Carrier
- Self-Lubricated Acetal parts
- Reinforced Strap between Carriers
- Precision-Molded Double Worm Pinion Gear

Headrail Options:

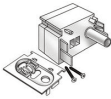
- M-3000 Headrail = Cord & Chain Control
- M-3200 Headrail = Wand Control (Safety Track)



Headrail:

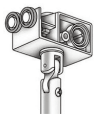
- Available in White or Ivory baked enamel or clear Anodized
- Aluminum Alloy T6 — 1 3/4" x 1 1/4" high
- Wall thickness — 0.045" ± 0.010"

Controls:



Cord & Chain Control Option

- Reduction control is made of acetal plastic, which allows for precise control of light using #10 N.P.S. chain
- End controls are covered to enclose sprockets
- Traverse cord roller allows extended cord life and ease of operation



Wand Control Option (Safety Track)


- Equipped with a left and right idler end, which holds the tilt rod and covers both ends of the headrail
- Control made of acetal plastic with a reduction gear
- Firmly encircles the tilt rod, which provides smooth rotation

Carriers:



- Molded in acetal plastic with strap links attached
- A self-aligning carrier feature allows uniform rotation
- Two independent self-lubricating wheels for easy traversing
- Rotation of the louver is controlled by the precision-molded double worm pinion gear
- Carrier stem is round and constructed from polycarbonate to ensure long lasting durability

Rotation:



Cord & Chain Control Option

- #10 N.P.S. (Nickel Plated Steel) chain
- 4-prong tilt rod is made of extruded aluminum
- Tilt rod passes through all the louver carriers, providing rotation to each louver by means of a precision-molded double worm pinion gear system

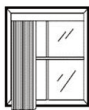


Wand Control Option (Safety Track)

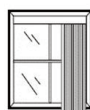
- Provides 180 degree rotation to each louver simultaneously through a gear system in the control housing, turning the 4-prong tilt rod

Stacking:

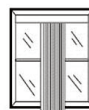
- One Way Draw (Left or Right)
- Split-Draw (Center Opening)
- Center Stack (Side Opening)
- Blind traverses by means of a synthetic traverse cord or wand control pull



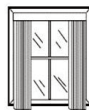
Left Stack



Right Stack



Center Stack



Center Split

Louver Spacing:

- Plastic strap link system
- Normal louver spacing has a 3/8" overlap
- Available in 2" and 3 1/2" louvers

Mounting Hardware:

- A variety of installation clips and brackets are available



Size Recommendations:

- Minimum Width — 5"
- Minimum Drop — 8 1/2"
- Maximum Width — 192"
- Maximum Drop — 144"

Louvers:

- PVC
 - Chemical Family: Alloy, Chemical Name & Synonyms: Poly (vinyl chloride), PVC, vinyl, Formula: Vinyl Resin plus functional additives (CH₂CHCl)_n, C.A.S. Registry No: Not Applicable (Mixture), TSCA Inventory Status: All ingredients comply with USEPA's TSCA regulations
 - Lead Free
 - N.F.P.A. 701